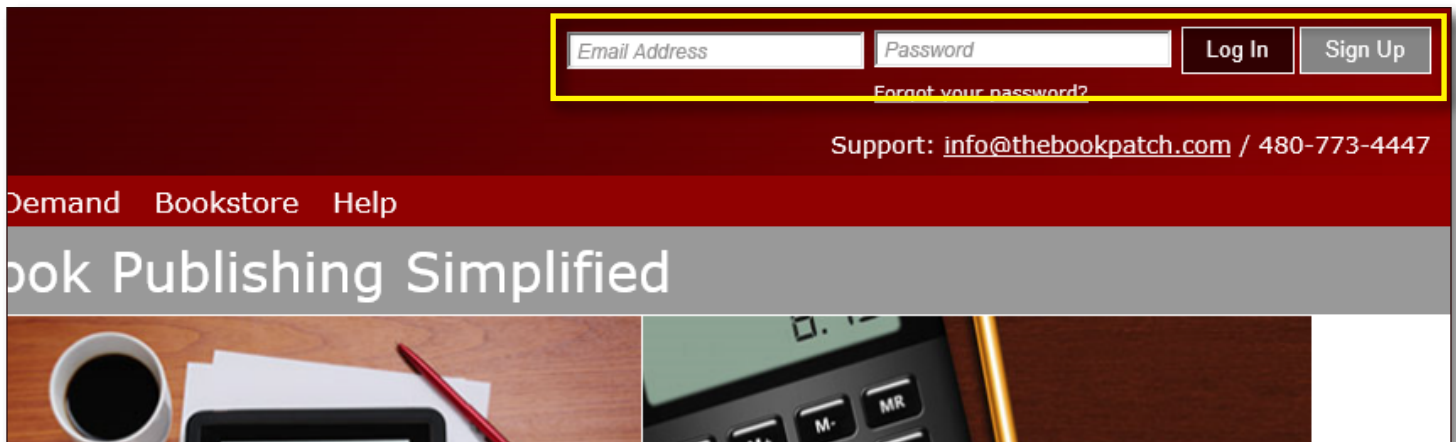


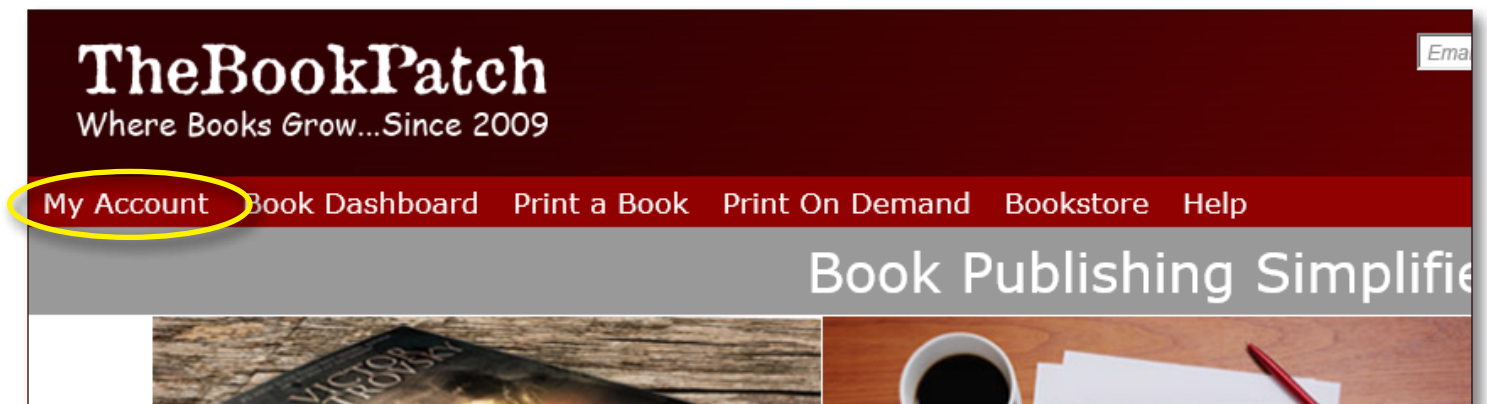
Download Barcode Image

The instructions below will show you how to download a barcode image for the ISBN you purchased on TheBookPatch.com. The instructions below will only work if you purchased an ISBN Premium Package, the Enhanced and Basic packages do not include the image with the purchase.

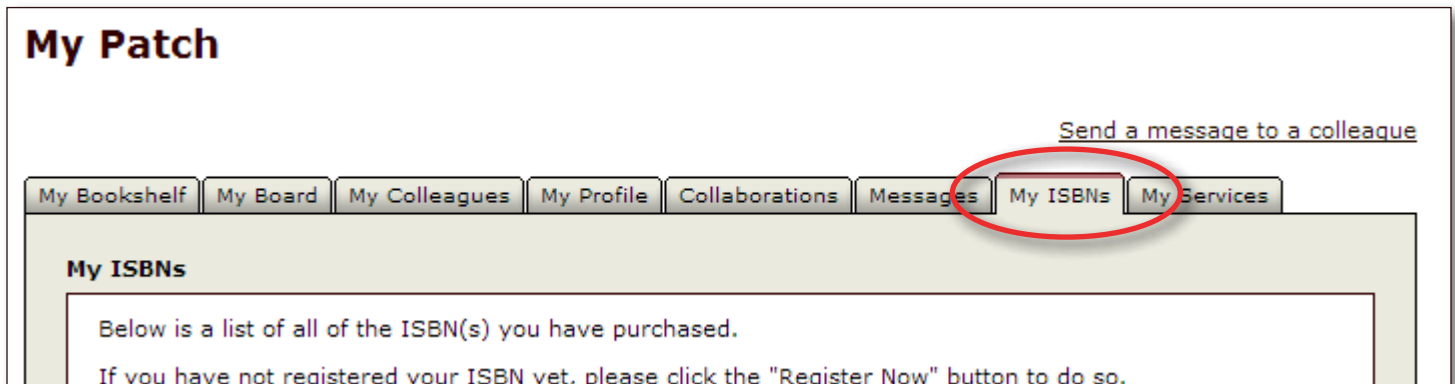
1. Login to TheBookPatch.com by entering your email address and password and clicking the **Log In** button at the top right.



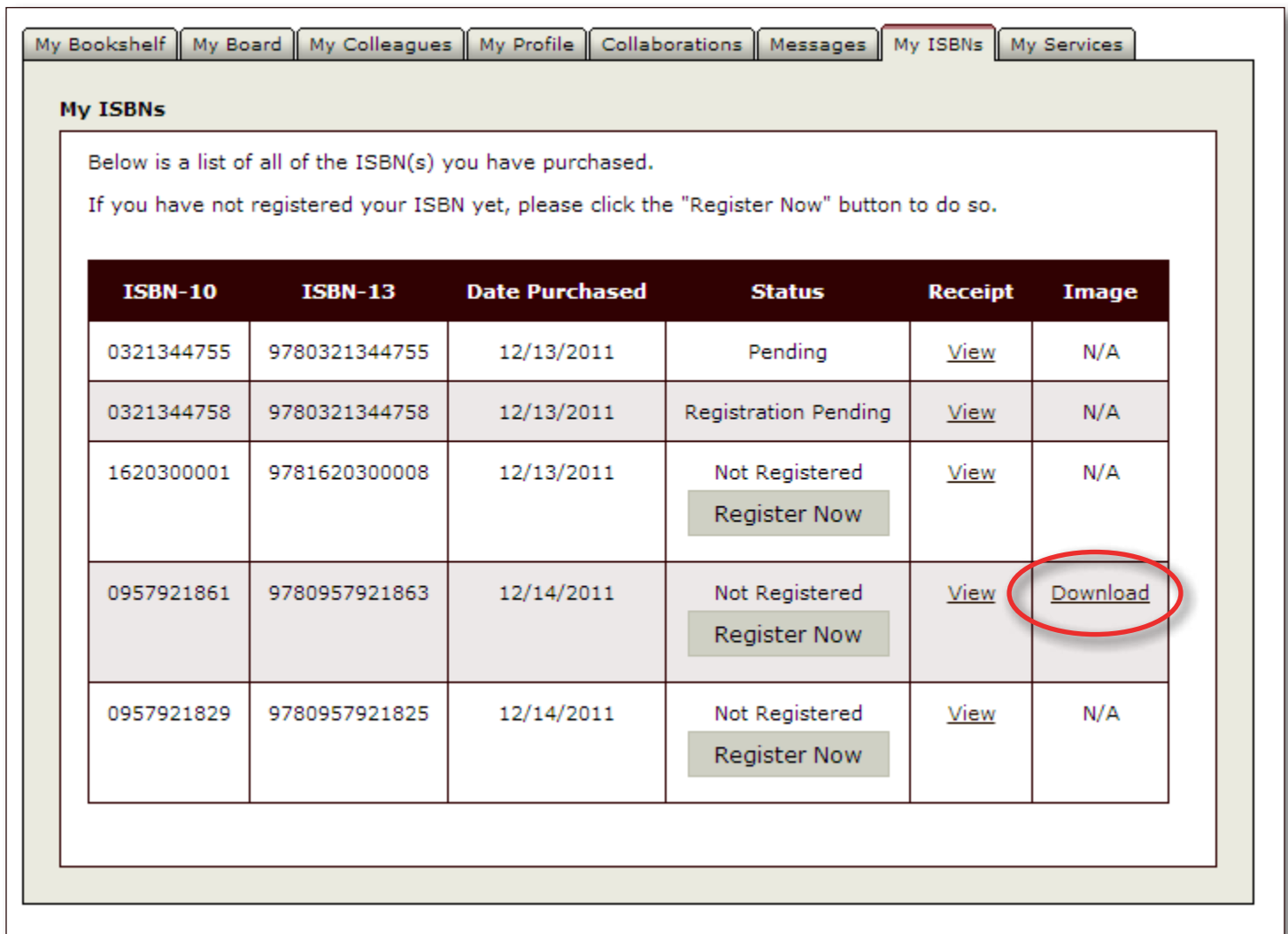
2. Click the **My Account** link located below the logo.



3. Click on the **My ISBNs** tab.



4. Click on the **Download** link for the ISBN you want to create the barcode image for.
 - a. If you see an N/A listed in the Image column than the ISBN package you purchased did not include the barcode image.



5. Enter the retail price and then click the **Create Barcode** button.

Download Barcode Image for ISBN 9780957921863

Enter the retail price you would like displayed on your barcode and then click the **Create Barcode** button. If you do not want to display a retail price enter a "0".

Retail Price: **Create Barcode**


[Return to My Patch](#)

6. After the barcode image appears, right click on the image to save to your computer.

Enter the retail price you would like displayed on your barcode and then click the **Create Barcode** button. If you do not want to display a retail price enter a "0".

Retail Price: **Create Barcode**

[Return to My Patch](#)



Right click on the image above to save it to your computer.

7. That's it. You can create as many images as you need, just in case you decide to change the price of your book.