

**How To:****Publish Your Book**

Once you are finished writing/editing your book you will want to publish it to either get it listed in TheBookPatch.com bookstore or place an order for yourself.

1. **Login** to TheBookPatch.com, button located at the top right (*If you are not a member, click **Create Account** button and follow the steps to create one.- Membership is **FREE***). You will be redirected to your My Patch page.
2. Under the My Bookshelf tab, under the Books in Progress section, click the last chapter number of your book

**Editing The Following For Colleague(s)**

Below is a list books, with chapter numbers, that you are editing. Click on the chapter number to view, and edit, the chapter. Click on the colleague's name to view their profile page.



Book Title	Chapter Number(s)	Colleague's Name
<a href="#">This Is Rtf 1</a>	<a href="#">1</a>	<a href="#">Robert Oldham</a>


**Books in Progress**



Click the working title to go to the books administration page.  
Click chapter number to edit.

Working Title	Category / SubCategory	Chapter Number(s)
<a href="#">Adventures In Bowhunting</a>	Sports & Adventure Hunting & Fishing	<a href="#">1</a> , <a href="#">2A</a> , <a href="#">3A</a> , <a href="#">3B</a> , <a href="#">3C</a> , <a href="#">4A</a> , <a href="#">5A</a> , <a href="#">6A</a> , <a href="#">6B</a> , <a href="#">7B</a> , <a href="#">7A</a> , <a href="#">8A</a> , <a href="#">9A</a>
<a href="#">Adventures In Bowhunting</a>	Sports & Adventure Hunting & Fishing	<a href="#">1</a>

3. After your chapter loads, click on the **Publish/Order This Book** button. *It is VERY important that you click this button on the last chapter of your book because the system will publish your book from the last chapter to the first chapter.*

Welcome: **Jay Karcher** | [Sign Out](#)  

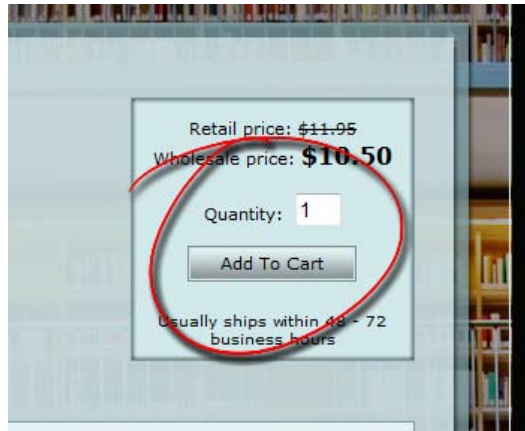
[Publish/Order This Book](#) 

100%   

Go to next chapter: [Blank](#) [Blank](#) [Blank](#)

[Publish/Order This Book](#)

- You will be directed to the Create Your Books Cover page (depending on the number of pages in your book this may take a bit).
- Step through the steps to complete your cover
- After you completed the steps to create your cover you will be directed to your books detail page in the book store (this is where you will order your book). *If you chose not to sell your book to the general public, no one else will see this page but you.*
- Enter the amount of copies you would like to order and click the **Add To Cart** button.



- Click the **Proceed to Checkout** button to complete your order.

