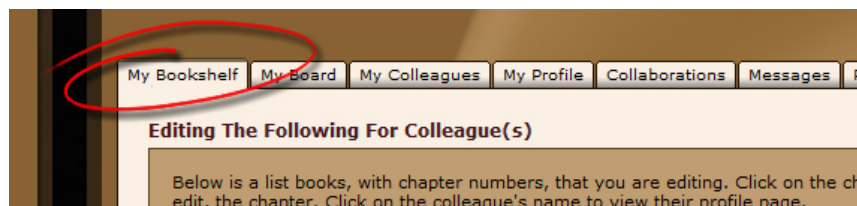


## How To:

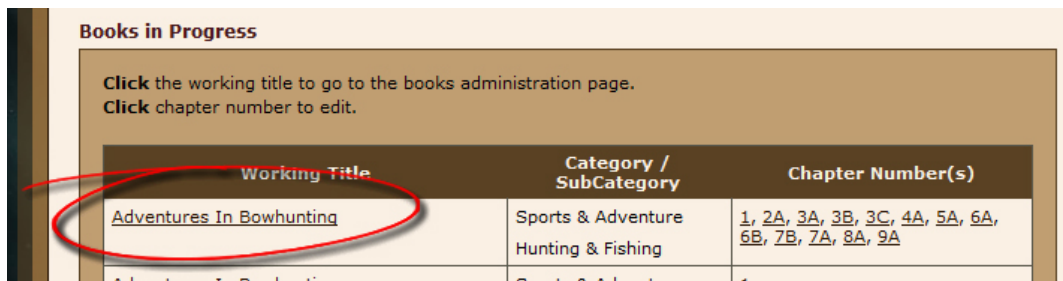
# Delete A Book

Books can be deleted only if they have not been published. Once you have published your book and created your book cover the book can not be deleted. This applies to books that were written on TheBookPatch.com as well as books that have been uploaded as a PDF.

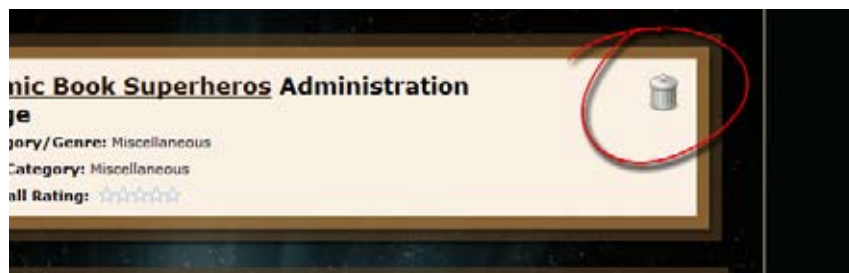
1. **Login** to TheBookPatch.com, button located at the top right (*If you are not a member, click **Create Account** button and follow the steps to create one.- Membership is **FREE***). You will be redirected to your My Patch page.



2. Click the **My Bookshelf** tab
3. Click on the **book title** to go to that books administration page



4. On the Book Administration page, click on the **trash can icon**



5. You will be asked to confirm deleting the book, click the **OK** button to continue
6. Your book will be deleted and you will be redirected to the My Patch page